



TEL1-PCM

1-Kanal-Telemetrie für DMS- und NiCrNi-Sensoren


Integration der TEL1-PCM Rotorelektronik in 2 Kunststoff-Halbschalen, zur einfachen und schnellen Befestigung auf Achsen und Wellen



Beispiele - Applikationen:


Telemetry Application Examples TEL1-PCM

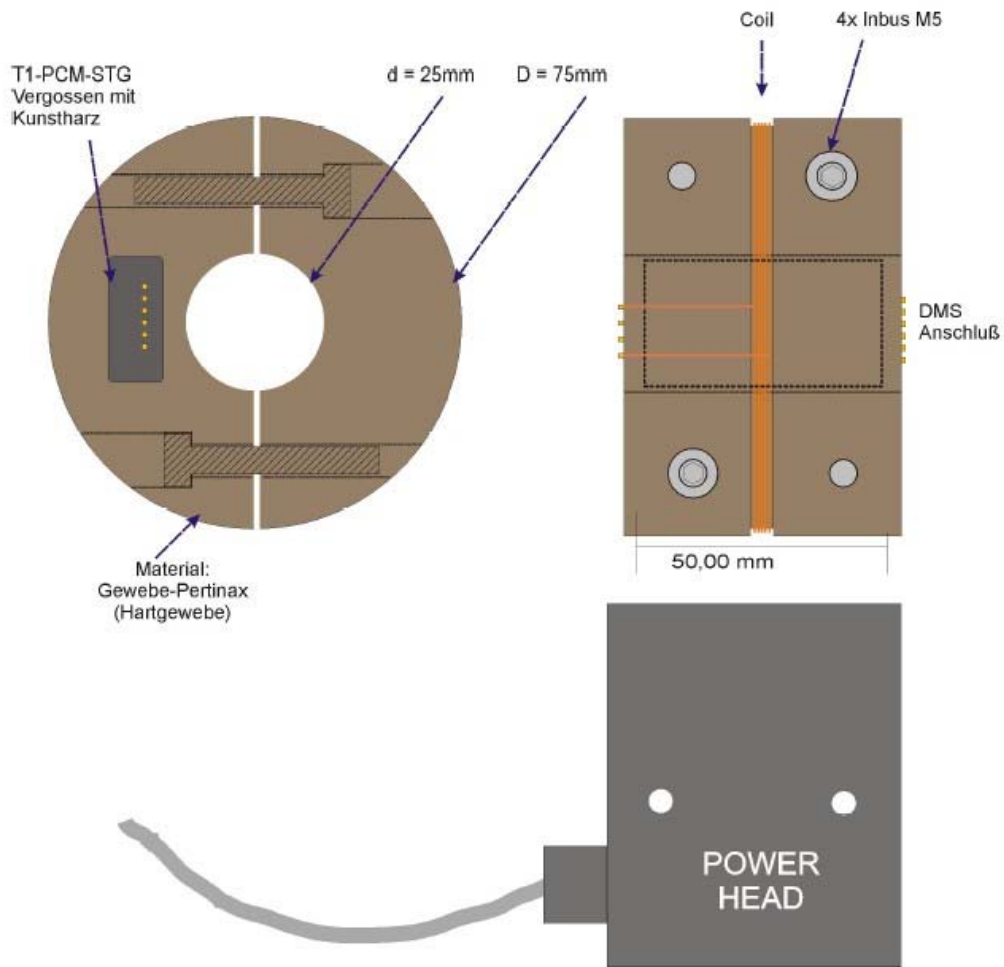
Force measurement of car belt pulley




Telemetry Application Examples TEL1-PCM

Drive shaft of gear test bend





Spulenkörper
18mm breit
70mm d



40mm breit
75mm d

