

CT16-Rotate


16 Channel Telemetry for rotation applications

Including signal conditioning for strain gage, thermo couples, Pt100, ICP, POT and high-level inputs




- STG offset via potentiometer or optional Auto Zero calibration
- 12 bit ADC resolution, simultaneous sampling of all channels
- Signal bandwidth: up to 16 x 0-1500Hz
- Output analog (+/- 5V) and digital for PC interface at the receiver side
- Accumulator powered (up to 12h)
- Water waterproofed housing (IP65)

General functions:



The CT16-Rotate is a 16-channel telemetry system for rotating application with integrated signal conditioning for sensors, wireless digital transmission and analog reproduction.

The conditioned measured values are routed via anti-aliasing filter to a 12-bit A/D converter, simulate sampling of all channels, encoded in PCM format and transferred to the HF transmitter as modulation variables. Dynamic range is 72dB with a signal-to-noise ratio of approximately 70dB. Different carrier frequencies available with the Various configurations of different sensor modules are possible like signal conditioning for strain gages (STG), thermocouples type K (Th-K), thermo sensors Pt100, ICP sensors, potentiometer sensors (POT) and also Voltage inputs (+/-5 or +/-10V). Mixed configuration available.



Frequency table	Cut off frequency from anti-aliasing filter (-3dB) and scanning rate (see red)
Bit rate	16 CH.
1280kbit	1500Hz (6530Hz)
640kbit	750Hz (3265Hz)
320kbit	375Hz (1632Hz)


Different applications:



CT16-Rotate Transmitting Unit Technical Data (Encoder)



Encoder in IP65 Aluminum housing



Encoder inside

CT-STG V1:

Sensor:	strain gage, ≥ 350 Ohms
Bridge completion:	full, half and quarter-bridge competition 350Ohm
Excitation:	4 VDC (fixed), short-circuit protection up to 20mA
Gain:	200 or 1000 - selectable by solder jumpers Optional Gain: 250-500-1000-2000 with new CT-STG V2 module
Offset	Zero adjustment by potentiometer or <u>optional</u> Auto-zero function (which is not lost by power-off), offset range up to 80% of full scale.

CT-TH-K-ISO:

Sensor:	thermo-couple, type K (with cold junction compensation)
Temperature measuring range:	-50°C to +1000°C (other on request) with galvanic isolation

CT-PT100:

Sensor:	resistance temperature detectors (RTDs) with resistance of 100 ohm
Temperature measuring range:	-100°C to +500°C

CT-VOLT:

High-level inputs:	+/- 5 Volt or +/- 10 Volt (other ranges on request)
--------------------	---

CT-ICP:

Sensor:	For ICP® sensor inputs, Current exc. 4mA fixed Signal gain x 2, 4, 8, 16, 32 - Signal bandwidth 3 Hz up to 1500Hz (depended of transmitter)
---------	--

CT-POT:

Sensor:	Potentiometer Sensor >350 Ohms to 10kOhm
Excitation:	4 VDC (fixed)

System Parameters:

Channels:	16
Resolution:	12 bit A/D converter with anti aliasing filter, simultaneous sampling of all channels
Line-of-sight distance:	5-100m (depends of application and bit rate)
Powering:	Li Ion Accumulator 7.2V, 4000mA, capacity for 12 hours.
Power consumption:	400 mA using 16x STG full bridge sensors 350 Ohms
Analog signal bandwidth:	See table
Transmission:	Digital PCM Miller format - FSK
Transmission Power:	10mW!
Weight:	2.5 kg without cables
Operating temperature:	- 20 ... +70°C
Housing:	Aluminum anodized, waterproofed (IP65)
Humidity:	20 ... 80% no condensing
Vibration:	5g Mil Standard 810C, Curve C
Static acceleration:	100g in all directions
Shock:	200g in all directions

Technical specifications are subject to change without notice!

CT-DEC16 Receiver unit for max 16 Channels output via 37 pol. Sub D

Front side view

Female 37 pole Sub-D for analog signal output, CH 1 to 16

Rear side view

Auto Zero LED
Bright on, if analog output is over 60mV (Opt. AZ)

Out of function!

Power Switch

Transmission error LED
Fuse of powering defect LED

7-pole female TUCHEL connector for power supply input (10–30V DC)

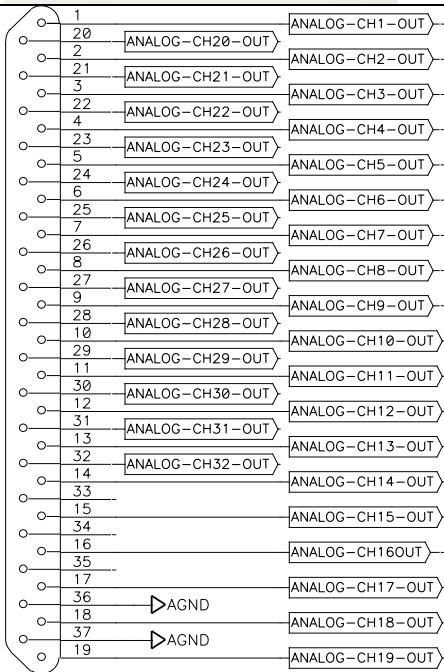
PCM out for IP-LAN-Interface (Opt.)

AZ 1-8 9-16

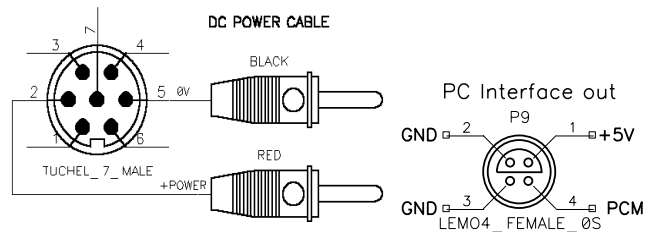
Level

HF-Field strength display

SMA antenna connector with active LED of antenna (diversity)



Plug-side



Optional BNC16 Box. Connect on 37pol Sub-D

CT16- -DEC16 System Parameters:

Channel:	16x +/-5V (+/-10V Option) analog outputs via Sub-D male socket
Resolution:	12 bit D/A converter, with smoothing filter
Dynamic:	72dB
Power supply input:	10-30 VDC, power consumption 10 Watt
Current consumption:	300mA at 10V, 100mA at 30V
Transmission:	Digital PCM Miller Format – FSK, diversity receiver
Dimensions:	205 x 105 x 65mm
Weight:	1.25 kg without cables and antenna
Overall system accuracy between encoder input and decoder output:	+/-0.25% without sensor influences
Environmental	
Operating:	-20 ... +70°C
Humidity:	20 ... 80% not condensing
Vibration:	5g Mil Standard 810C, Curve C
Static acceleration:	10g in all directions
Shock:	100g in all directions